





Lexicon/Dictionary



RL ▾ EngLex    

logos {log'-os}

from 3004; TDNT - 4:69,505; n m

AV - word 218, saying 50, account 8, speech 8, Word (Christ) 7, thing 5, not tr 2, misc 32; 330

3056
3057
3058

Word: 3056 ▾  

Everyone knows his mother tongue, but not perfectly. A dictionary helps in several ways. It enables us to understand clearly and precisely the meaning of words we are acquainted with but cannot define. It suggests meanings to words we do not know. Often it corrects us when we think we know the meaning of a word but are mistaken. This is a **MUST** tool for Bible Study.

Here is the work that I made for different dictionary software for Palm OS. If I am right, you can even use the Roadlingua Dictionary modules with your PocketPC.

Roadlingua Modules

The following modules are used with [Roadlingua](#) dictionary software. The best way to lookup lexicons or dictionaries without exiting Bible+.

<i>The Brown, Driver and Briggs Hebrew-Greek Lexicon with OT Verbs and Synonyms, in one volume</i>	<i>The Thayer's Greek-Chinese Lexicon with OT Verbs</i>
<i>The Brown, Driver and Briggs Hebrew-Chinese Lexicon with OT Verbs</i>	<i>the Thayer's Greek-Chinese Lexicon</i>
<i>The Vine's Expository Dictionary of New Testament Words</i>	
<i>Robinson's Morphological Analysis Codes (excellent companion for Greek Bible with parsing information)</i>	

These modules are available in [HERE](#)

Note:

1. In order to use the dictionary without exiting Bibleplus, install Plucker's [PPI](#) .
2. Launch PPI and select "Roadlingua" from the "Lookup work in" setting. Click "Save" when done.
3. Make sure "Double Tap PPI Lookup" option is check in Bible+ under Option -> Preference -> Misc.

KDic Modules

The following modules are used with [Kdic](#) universal dictionary program. You can use it to lookup lexicons or dictionaries without exiting Bible+.

<i>The Brown, Driver and Briggs Hebrew-Greek Lexicon with OT Verbs and Synonyms, in one volume</i>
<i>The Brown, Driver and Briggs Hebrew-Chinese Lexicon with OT Verbs and the Thayer's Greek-Chinese Lexicon</i>
<i>The Brown, Driver and Briggs Hebrew-Chinese Lexicon with OT Verb and the Thayer's Greek-Chinese Lexicon</i>
<i>The Vine's Expository Dictionary of New Testament Words</i>
<i>Robinson's Morphological Analysis Codes (excellent companion for Greek Bible with parsing information)</i>

These modules are available in [HERE](#)

Note:

1. In order to use the dictionary without exiting Bibleplus, install both kdic.prc and kdic_da.prc. Launch kdic_da.prc with button hack program such as [EasyLaunch](#) , [McPhl](#) , [ing](#) , [Teal Launch](#) , with [Hackmaster](#) .
2. Plucker's PPI can also be used instead of hacing tools. Read note from Roadlingua modules but select KDic in PPI instead.
3. The current version of kdic has fix the issue with dictionary on memory stick. Please make sure you the latest version installed.

BDicty Modules

The following modules are used with [BDicty](#) universal dictionary program. You can use it to lookup lexicons or dictionaries without exiting Bible+.

<i>The Brown, Driver and Briggs Hebrew-Greek Lexicon with OT Verbs and Synonyms, in one volume</i>
<i>Robinson's Morphological Analysis Codes (excellent companion for Greek Bible with parsing information)</i>

These modules are available in [HERE](#)

Note:

1. In order to use the dictionary without exiting Bible+, just invoke the Command Tool Bar (draw on Graffiti from lower left to upper right) with the BDicty Pro. This method will not work with BDicty public version, read notes below.
2. Plucker's PPI can also be used instead of using Command Tool Bar.
3. Launch PPI and select "Custom" from the "Lookup work in" setting. Put "BDicty" in the Name field. In "Command: CustomBase +", enter "212". (No quotes). Click "Save" when done.
4. Make sure "Double Tap PPI Lookup" option is check in Bible+ under Option -> Preference -> Misc.